


GGL/GGU Flat roof windows



Allows for the installation of a GGL pine finish/GGU white polyurethane finish centre-pivot roof window on to a flat roof between the pitches of 0-15 degrees.

Application

The flat roof window system comprises of a GGL/GGU roof window and ECX insulated kerb. The GGL/GGU centre-pivot window is supplied with (-- 73) toughened outer pane and laminated inner pane for additional safety whilst the ECX kerb is manufactured from plywood with polystyrene insulation.

Features

GGL/GGU electric roof window versions are available with all the benefits of INTEGRA® (see page 3.09.00).

Operation

Manual and electrical versions are available.

Guarantee

10 year VELUX guarantee for the windows, panes and kerbs.
3 year guarantee for the electrical items and blinds.

Flat roof window system can be combined with:

- Controls**
- Rod
 - Electrical



Interior sunscreening

- Blackout blinds*
- Roller blinds*
- Pleated blinds*
- Venetian blinds*



*Manual or electric possible

Exterior sunscreening

- Awning blinds*
- Electrical Roller shutter



*Manual or electric possible

Combinations

Interior variants:

Pine with triple coat finish or timber core with two coats of white polyurethane lacquer finish

Variants

Cladding variants:

Grey aluminium, titanium zinc, copper or other cladding types and colours

Pane variants:

(--73) Toughened outer pane with clear and clean coating and laminated inner pane for additional safety

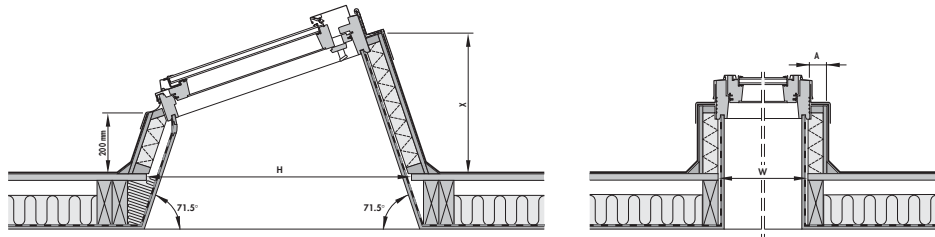
For more pane variants see section 8.

Technical data – GGL/GGU Flat roof windows

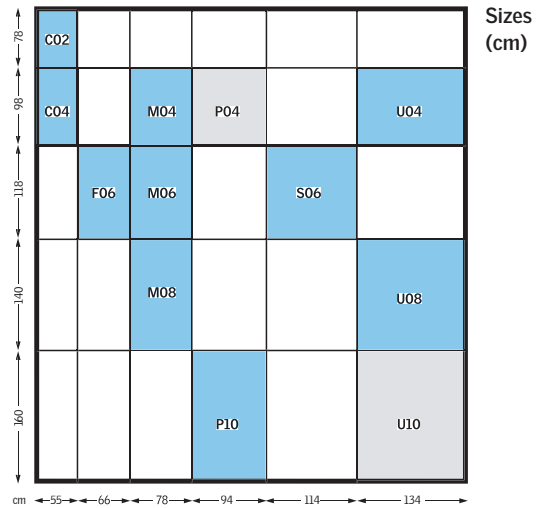
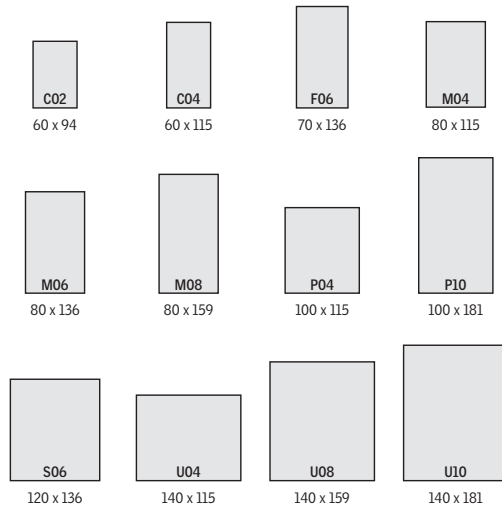
Measurements (mm)

Size	Cross-section measurements (mm)			
	W	H	X	A
C02	600	990	479	87
C04	600	1150	543	87
F06	700	1350	606	87
M04	800	1150	543	72
M06	800	1360	606	72
M08	800	1590	676	72
P04	1000	1150	543	87
P10	1000	1810	740	87
S06	1200	1360	606	87
U04	1400	1150	543	87
U08	1400	1590	676	87
U10	1400	1810	740	87

Cross-section/measurements (mm)



Roof openings (w x h) (cm):



VELUX GB/Ireland product programme

Technical data

	Size	C02	C04	F06	M04	M06	M08	P04	P10	S06	U04	U08	U10
Ventilation flap – free area [10 ³ mm ²]		2.8	2.8	3.5	4.3	4.3	4.3	5.4	5.4	6.8	8.1	8.1	8.1
Ventilation flap – equivalent area [10 ³ mm ²]*		2.6	2.6	3.1	3.7	3.7	3.7	4.6	4.6	5.6	6.6	6.6	6.6
Ventilation – open window [m ²] (manual)		0.33	0.33	0.53	0.51	0.64	0.79	0.63	1.15	0.99	0.94	1.45	1.70
Ventilation – open window [m ²] INTEGRA		0.16	0.17	0.20	0.23	0.24	0.25	0.30	0.34	0.39			
Effective daylight area [m ²]		0.27	0.27	0.45	0.44	0.56	0.69	0.56	1.03	0.90	0.85	1.34	1.57

*Measured to EN 13141-1

Pane variant	--73	EN/ISO Standard
Thermal transmittance, U _w [W/m ² K]	1.4	EN ISO 12567-2
Sound insulation, R _w [dB]	35	EN ISO 140-3/EN ISO 717-1
Air permeability	Class 3	EN 12207
Light transmittance, τ _v	0.77	EN 410
Total solar energy transmittance, g	0.54	EN 410

Section 3.09.02